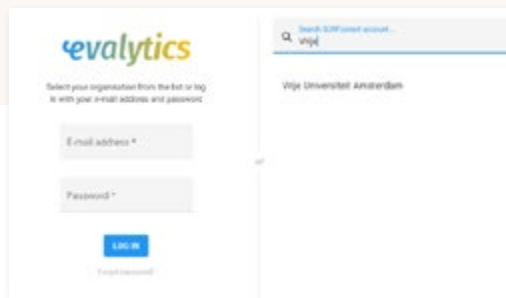


# Checking your evaluation in Evalytics

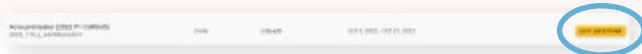


After receiving an invitation, you can check the evaluation

Go to <https://evalytics.vu.nl/login>  
Click Search Surfconext account  
Click Vrije Universiteit Amsterdam  
Enter your VUnetID and VU password

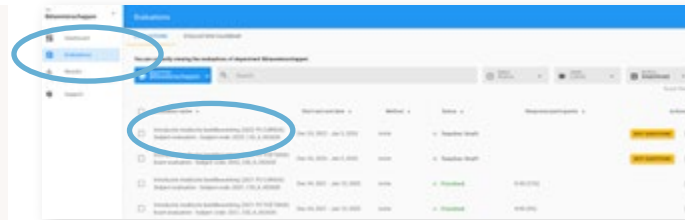
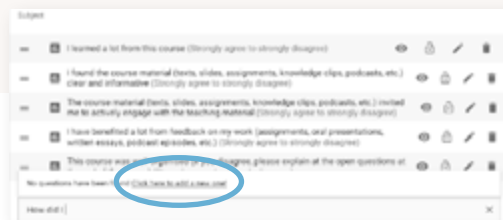


Short route for control



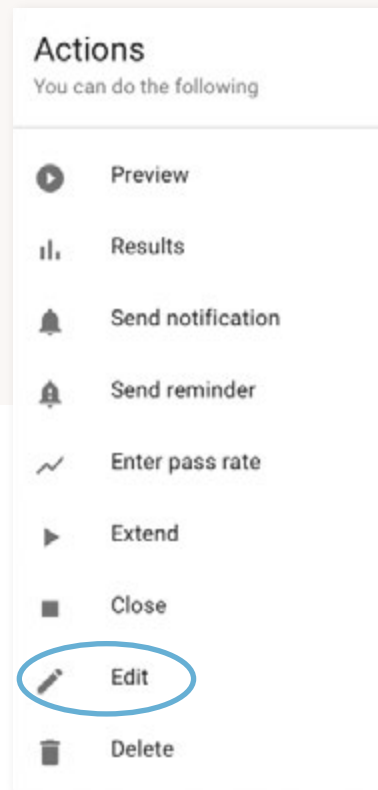
Use the yellow button (edit questions) to quickly check the evaluation.

You can add or remove a question here  
Edit more information? Then choose the extended route



extended route for control

On the left of the screen, select evaluations and then the course on the right of the list. After selecting your course, select edit:



Through this route you can add questions (just like the yellow button), but also, for example :

- add a question set or work form
- add teachers or students
- extend the evaluation period

Unable to find the answer? Mail your faculty evaluation coordinator or check the website for the extensive manual.

Did you know

that with Evalytics you can also conduct the evaluation in class? You can then evaluate the course section during the last lecture, for example. The evaluation of the exam will then follow after the exam via e-mail. More information can be found in the manual on vu.nl.

Not getting there or have a question?

On the website Onderwijsevaluaties in Evalytics - Vrije Universiteit Amsterdam (vu.nl) you will find manuals, the most frequently asked questions and answers and contact details of your faculty evaluation coordinator