

VU Reading Lists

EdTech Day


April 13th, 2023

Cees van Gent
University Library



Introduction

- Who are you?
- What are your expectations?



Agenda

Some background

A demonstration

Create your own list



VU Reading Lists


With *VU Reading Lists* we bring the library to the user via VU Canvas.

VU Reading Lists is a reading list management tool. A lecturer can create clear reading lists in VU Canvas and share the lists with students in VU Canvas.

The added value:

1. Lecturers do not have to worry about copyright infringements.
2. Lecturers can easily share reading lists with each other.
3. Students can easily find the reading lists in Canvas and get a clear overview of the course literature.
4. A lecturer can search for literature in Canvas.
5. When the literature is not available in the university library, it can easily be requested.
6. The university library gains clear insight into the actual use of literature in education and can use this knowledge to improve our services.

Why?



Together with VU NT&L we are working on a number of projects to promote the correct use of copyrighted learning materials in Canvas.



We are working on these projects in order to:

- Make it easier to use learning materials in Canvas.
- Save costs.
- Create awareness about copyright.
- Gain insight into the use of (open) educational materials.
- Provide insight into open educational resources.

Easy Access - regulations

The VU pays for the use and placement of literature in Canvas. This is arranged in **the Easy Access** regulations*.

- The Easy Access regulations makes it easier and possible for education to use learning material (a PDF) **up to 40 pages or 20%** of the entire publication in the digital learning environment (Canvas). These are called *short takeovers* or *medium takeovers*.
- When **more than 40 pages or more than 20%** of a publication is placed for use in Canvas, it is called a *long takeover*. For these takeovers, an application must be submitted separately and paid for. See also the Support Center for Educational Resources and Copyright.
- **Note: Linking to a learning material is always OK!**

**Until 01-01-2023 it used to be up to 50 pages and 25%.*

What does VU Reading Lists look like?



Home

Modules

Talis Aspire - reading lists

Table of Contents | Type: All | Filter: All | Citation Style: None | Search

In this reading list, you can find all the readings required for this course. Also you can find the literature we recommend students to have.

Required literature for students.

Dear students, Welcome to this course. In this course, we use various educational materials: digital articles, eBooks, webpages and some online video's. In this section (Required literature for students) you can find the course materials you are required to have. All other materials can be accessed via the University Library.

-  **365 - World's Greatest Football Grounds**
Book - by John Brewin - 2021 - Required reading
-  **Wenger: My Life and Lessons in Red and White**
Book - by Arsene Wenger - 2020 - Required reading
[Can we order copies or digital copies of this book?](#)
-  **Globalization & football**
Book - by Richard Giulianotti; Roland Robertson - 2009 - Required reading
[Google Preview](#)

Reading week 1: Injuries of football players

Below you can find the educational materials for week 1. Please focus on football injuries and the shared webpage. The assignment posted in Canvas shares details about the assignment.

-  **Football Injuries**
Book - edited by Kevin W. Farmer - 2021 - Required reading
[VIEW ONLINE](#)
[Access via library. Please read Chapter 1-3. This really sets the scene for the rest of the course. Please analyse the injury history of Abou Diaby with the help of the chapters.](#)
-  **Kinematic and kinetic analysis of the goalkeeper's diving save in football**
Article - Recommended reading
[VIEW ONLINE](#)
[article is 11 pages.](#)

A short demonstration

How to create a Reading List?

Where do we start?

1. Log in

You will receive an invitation via email (check spam)

Please accept this invitation.

2. Install the bookmarking-tool

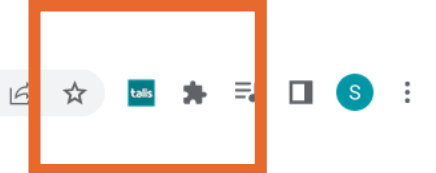
Go to 'my bookmarks' and select 'Install Bookmarking Extension'.

3. Create a new list

Go to my lists.
Select 'create new list'.

4. Start adding items

Bookmarking



Please specify an institution in extension settings

Institution:

Choose one

- University of Portsmouth
- University of Queensland
- University of Reading
- University of South Wales
- University of Southampton
- University of St. Andrews
- University of Sussex
- University of Tasmania
- University of Waikato
- University of Warwick
- University of West London
- University of Westminster
- University of Winchester
- University of Worcester
- UNTHSC
- UWE Bristol
- Victoria University of Wellington
- Vrije Universiteit Amsterdam
- York St John University
- Other

Save

Where do we start?

1. Log in

2. Install the
bookmarking-tool

3. Create a new list

4. Start adding items

Two ways of adding materials to your Reading List

1. Via the application in Canvas / or the website vu.rl.talis.com

- The button: “add resource”
- With this button you can add books.

2. With the bookmark extension

- With the extension, you can add almost all the digital materials.
- Items from VU Libsearch
- Digital articles or e-books
- websites, like youtube of newspapers, or a page from a bookstore.

Where do we start?

1. Log in

I have sent you all an invitation via email.

Follow this link or go to:

[Vu.rl.talis.com](https://vu.rl.talis.com)

2. Install the bookmarking-tool

3. Create a new list

Go to my lists.
Select 'create new list'.

4. Start adding items

5. Personalize your lists.

Add notes for students, notes for the library, create paragraphs and create sections.

6. Publish and add your list to Canvas

Press the publish button when you are finished with your list.

You can (later) add your list to your Canvas course. In Canvas you can update your list.



Account



Dashboard



Courses



Calendar



Inbox



History



Help me!

Home

Collapse all

Modules

Talis Aspire - reading lists

▼ Preparation and Literature

🔗 Talis Aspire - VU Demonstration List

🔗 Talis Aspire - Required literature for students. (VU Demonstration List)

▼ Week 1 - via module

🔗 Talis Aspire - Reading week 1: Injuries of football players (VU Demonstration List)

▼ week 2 - via page

📄 Talis

☰ Talis 1 > Modules

Home Collapse all

Modules

Talis Aspire - reading lists

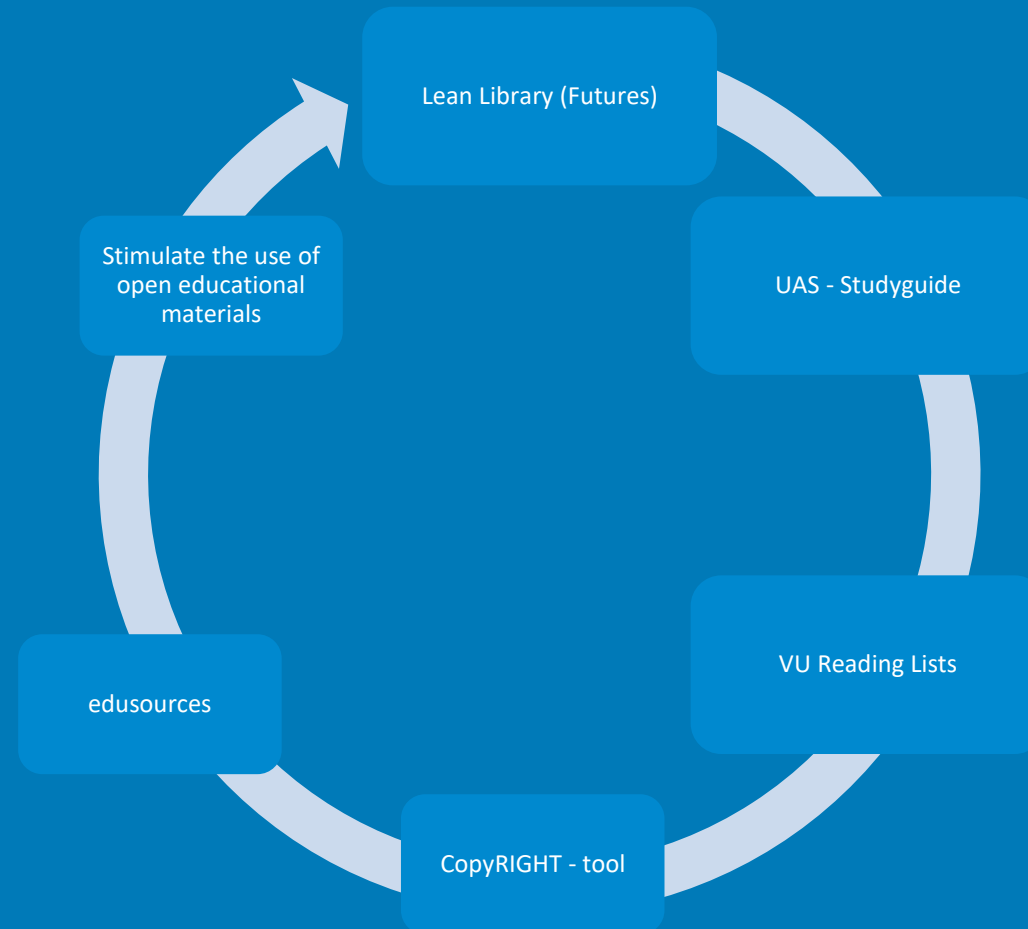
- Preparation and Literature
 - Talis Aspire - VU Demonstration List
 - Talis Aspire - Required literature for students. (VU Demonstration List)
- Week 1 - via module
 - Talis Aspire - Reading week 1: Injuries of football players (VU Demonstration List)
- week 2 - via page
 - Talis

You can share your list in Canvas in various ways:

1. Via the application in the navigation menu (you can turn it on/off).
2. Via a module: use the external tool → VU Reading Lists.
3. Via a page: use the plug
4. Via modules and add the page .

[An example](#) of a reading list

Where are we striving for?



Save costs

Gain insight into the use of (open) educational materials.

Create awareness about copyright.

Provide insight into open educational resources